

## PVI-10.0-TL-OUTD PVI-12.5-TL-OUTD

### GENERAL SPECIFICATIONS OUTDOOR MODELS

The three-phase 10.0 and 12.5 kW non-isolated inverter is an industry leader.

Designed for commercial usage, this three-phase inverter is highly unique in its ability to control the performance of the PV panels, especially during periods of variable weather conditions. This transformerless device has two independent MPPTs and efficiency ratings of up to 97.8%.

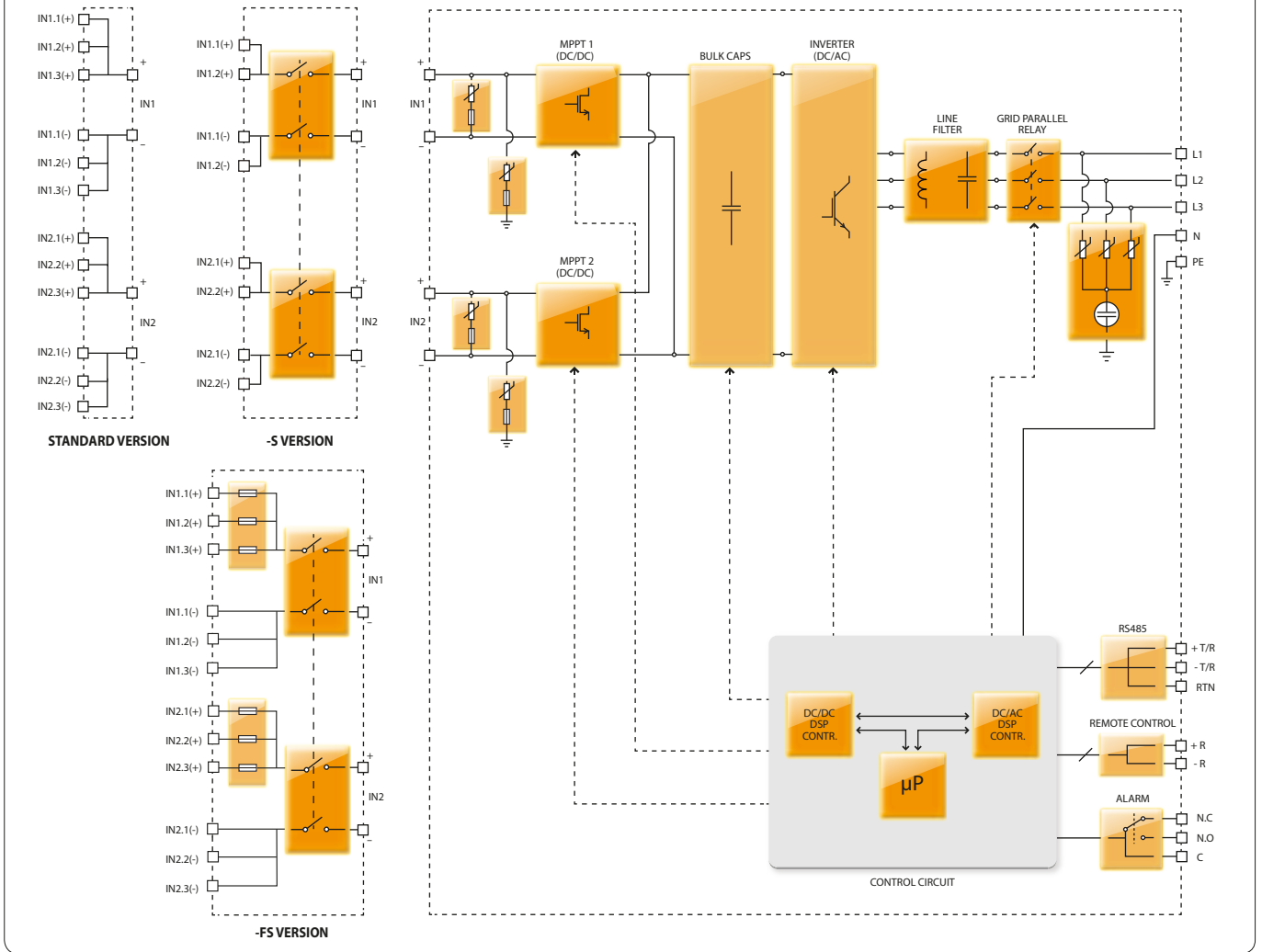
The wide input voltage range makes the inverter suitable to low power installations with reduced string size. It is available with an optional fully-integrated DC switch, fuse and remote controlled DC disconnect function. The unit is free of electrolytic capacitors, leading to a longer product lifetime.



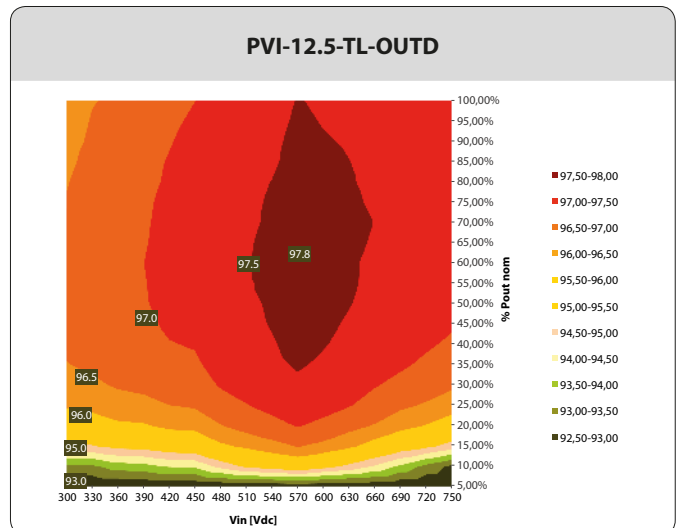
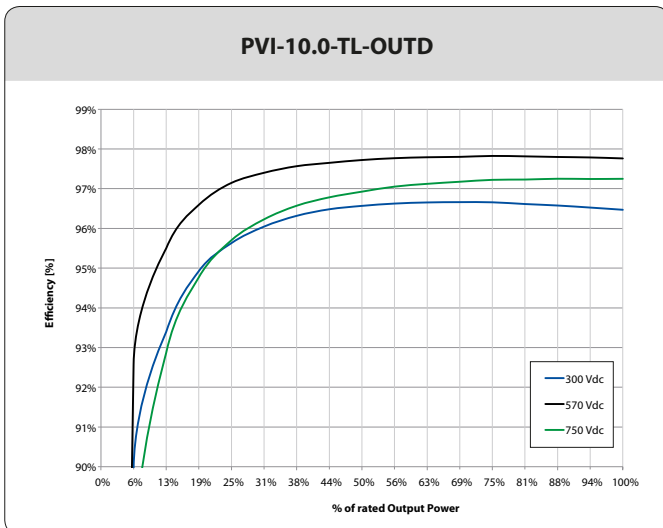
## Features

- 'Electrolyte-free' power converter to further increase the life expectancy and long term reliability
- True three-phase bridge topology for DC/AC output converter
- Each inverter is set on specific grid codes which can be selected in the field
- Dual input sections with independent MPP tracking, allows optimal energy harvesting from two sub-arrays oriented in different directions
- Wide input range
- High speed and precise MPPT algorithm for real time power tracking and improved energy harvesting
- Flat efficiency curves ensure high efficiency at all output levels ensuring consistent and stable performance across the entire input voltage and output power range
- Outdoor enclosure for unrestricted use under any environmental conditions
- Integrated DC disconnect switch in compliance with international Standards (-S and -FS Versions)
- RS-485 communication interface (for connection to laptop or datalogger)
- Compatible with PVI-RADIOMODULE for wireless communication with Aurora PVI-DESKTOP

## BLOCK DIAGRAM OF PVI-10.0/12.5-TL-OUTD



## Block Diagram and Efficiency Curves



PARAMETER	PVI-10.0-TL-OUTD	PVI-12.5-TL-OUTD
<b>Input Side</b>		
Absolute Maximum DC Input Voltage ( $V_{max,abs}$ )	900 V	
Start-up DC Input Voltage ( $V_{start}$ )	360 V (adj. 250...500 V)	
Operating DC Input Voltage Range ( $V_{dcmin} \dots V_{dcmax}$ )	0.7 x $V_{start}$ ...850 V	
Rated DC Input Power ( $P_{dcr}$ )	10300 W	12800 W
Number of Independent MPPT	2	
Maximum DC Input Power for each MPPT ( $P_{MPPTmax}$ )	6500 W	8000 W
DC Input Voltage Range with Parallel Configuration of MPPT at $P_{acr}$	300...750 V	360...750 V
DC Power Limitation with Parallel Configuration of MPPT	Linear Derating From MAX to Null [ $750V \leq V_{MPPT} \leq 850V$ ]	
DC Power Limitation for each MPPT with Independent Configuration of MPPT at $P_{acr}$ , max unbalance example	6500 W [ $380V \leq V_{MPPT} \leq 750V$ ] the other channel: $P_{dcr} < 6500W$ [ $225V \leq V_{MPPT} \leq 750V$ ]	8000 W [ $445V \leq V_{MPPT} \leq 750V$ ] the other channel: $P_{dcr} < 8000W$ [ $270V \leq V_{MPPT} \leq 750V$ ]
Maximum DC Input Current ( $I_{dcmax}$ ) / for each MPPT ( $I_{MPPTmax}$ )	34.0 A / 17.0 A	36.0 A / 18.0 A
Maximum Input Short Circuit Current for each MPPT	22.0 A	
Number of DC Inputs Pairs for each MPPT	2 (-S Version) 3 (Standard or -FS Version)	
DC Connection Type	Tool Free PV Connector WM / MC4	
<b>Input Protection</b>		
Reverse Polarity protection	Inverter protection only, from limited current source, for standard and -S versions, and for -FS version when max 2 strings are connected	
Input Over Voltage Protection for each MPPT - Varistor	2	
Photovoltaic Array Isolation Control	According to local standard	
DC Switch Rating for each MPPT (Version with DC Switch)	25 A / 1000 V	
Fuse Rating (Versions with fuses)	12 A / 1000 V	
<b>Output Side</b>		
AC Grid Connection Type	Three phase 3W or 4W+PE	
Rated AC Power ( $P_{acr} @ \cos\phi=1$ )	10000 W	12500 W
Maximum AC Output Power ( $P_{acmax} @ \cos\phi=1$ )	11000 W <sup>(3)</sup>	13800 W <sup>(4)</sup>
Maximum Apparent Power ( $S_{max}$ )	11500 VA	13800 VA
Rated AC Grid Voltage ( $V_{acr}$ )	400 V	
AC Voltage Range	320...480 V <sup>(1)</sup>	
Maximum AC Output Current ( $I_{ac,max}$ )	16.6 A	20.0 A
Contributory fault current	19.0 A	22.0 A
Rated Output Frequency ( $f_r$ )	50 Hz / 60 Hz	
Output Frequency Range ( $f_{min} \dots f_{max}$ )	47...53 Hz / 57...63 Hz <sup>(2)</sup>	
Nominal Power Factor and adjustable range	> 0.995, adj. $\pm 0.9$ with $P_{acr}=10.0$ kW, $\pm 0.8$ with max 11.5 kVA	> 0.995, adj. $\pm 0.9$ with $P_{acr}=12.5$ kW, $\pm 0.8$ with max 13.8 kVA
Total Current Harmonic Distortion	< 2%	
AC Connection Type	Screw terminal block	
<b>Output Protection</b>		
Anti-Islanding Protection	According to local standard	
Maximum AC Overcurrent Protection	19.0 A	22.0 A
Output Overvoltage Protection - Varistor	3 plus gas arrester	
<b>Operating Performance</b>		
Maximum Efficiency ( $\eta_{max}$ )	97.8%	
Weighted Efficiency (EURO/CEC)	97.1% / -	97.2% / -
Feed In Power Threshold	30.0 W	
Stand-by Consumption	< 10.0 W	
<b>Communication</b>		
Wired Local Monitoring	PVI-USB-RS232_485 (opt.), PVI-DESKTOP (opt.)	
Remote Monitoring	PVI-AEC-EVO (opt.), AURORA LOGGER (opt.)	
Wireless Local Monitoring	PVI-DESKTOP (opt.) with PVI-RADIOMODULE (opt.)	
User Interface	16 characters x 2 lines LCD display	
<b>Environmental</b>		
Ambient Temperature Range	-25...+60°C (-13...+140°F) with derating above 55°C (131°F)	-25...+60°C (-13...140°F) with derating above 50°C (122°F)
Relative Humidity	0...100% condensing	
Noise Emission	< 50 dB(A) @ 1 m	
Maximum Operating Altitude without Derating	2000 m / 6560 ft	
<b>Physical</b>		
Environmental Protection Rating	IP 65	
Cooling	Natural	
Dimension (H x W x D)	716mm x 645mm x 224mm / 28.2" x 25.4" x 8.8"	
Weight	< 41.0 kg / 90.4 lb	
Mounting System	Wall bracket	
<b>Safety</b>		
Isolation Level	Transformerless	
Marking	CE	
Safety and EMC Standard	EN62109-1, EN62109-2, AS/NZS3100, AS/NZS 60950, EN61000-6-2, EN61000-6-3, EN61000-3-11, EN61000-3-12	
Grid Standard	CEI 0-21, CEI 0-16, VDE 0126-1-1, VDE-AR-N 4105, G59/2, C10/11, EN 50438 (not for all national appendices), RD1699, RD 1565, AS 4777, BDEW, ABNT NBR 16149	
<b>Available Products Variants</b>		
Standard	PVI-10.0-TL-OUTD	PVI-12.5-TL-OUTD
With DC Switch	PVI-10.0-TL-OUTD-S	PVI-12.5-TL-OUTD-S
With DC Switch and Fuse	PVI-10.0-TL-OUTD-FS	PVI-12.5-TL-OUTD-FS

1. The AC voltage range may vary depending on specific country grid standard

2. The Frequency range may vary depending on specific country grid standard

3. Limited to 10000 W for Belgium and Germany

4. Limited to 12500 W for Germany

Remark. Features not specifically listed in the present data sheet are not included in the product



# www.power-one.com

## Power-One Renewable Energy

### Worldwide Sales Offices

<u>Country</u>	<u>Name/Region</u>	<u>Telephone</u>	<u>Email</u>
Australia	Asia Pacific	+61 2 9735 3111	sales.australia@power-one.com
China (Shenzhen)	Asia Pacific	+86 755 2988 5888	sales.china@power-one.com
China (Shanghai)	Asia Pacific	+86 21 5505 6907	sales.china@power-one.com
India	Asia Pacific	+65 6896 3363	sales.india@power-one.com
Japan	Asia Pacific	03-4580-2714 / +81-3-4580-2714	sales.japan@power-one.com
Singapore	Asia Pacific	+65 6896 3363	sales.singapore@power-one.com
Belgium / The Netherlands / Luxembourg	Europe	+32 2 206 0338	sales.belgium@power-one.com
France	Europe	+33 (0) 141 796 140	sales.france@power-one.com
Germany	Europe	+49 7641 955 2020	sales.germany@power-one.com
Greece	Europe	00 800 00287672	sales.greece@power-one.com
Italy	Europe	00 800 00287672	sales.italy@power-one.com
Spain	Europe	+34 91 879 88 54	sales.spain@power-one.com
United Kingdom	Europe	+44 1903 823 323	sales.uk@power-one.com
Dubai	Middle East	+971 50 100 4142	sales.dubai@power-one.com
Israel	Middle East	+972 0 3 544 8884	sales.israel@power-one.com
Canada	North America	+1 877 261-1374	sales.canada@power-one.com
USA East	North America	+1 877 261-1374	sales.usaeast@power-one.com
USA Central	North America	+1 877 261-1374	sales.usacentral@power-one.com
USA West	North America	+1 877 261-1374	sales.usawest@power-one.com